

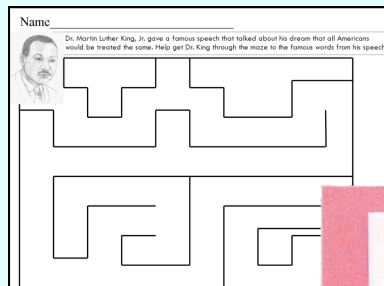


# Dr. Martin Luther King, Jr.

## Literacy and Puzzle-Based Learning



Like Dr. Martin Luther King, Jr., I have a dream  
for my country and the people who live here.

I dream that I wish that  
all animals would  
have a warm home  
and lots of food.



by  
Teachers Two


# Table of Contents

Martin Luther King, Jr. writing template	3
Martin Luther King Jr. head and hands template	4
Puzzle 1 — maze (for youngest students)	5
Puzzle 2 — Mystery Words (middle students)	6
Puzzle 3 — Defining puzzle (oldest students)	7
Puzzle Keys	8
About Us	9

## Instructions

Martin Luther King, Jr. writing prompt:

1. Hand out Martin Luther King, Jr. writing template (pg. 3). Allow students to write what they wish for their country.
2. Glue finished writing templates to a 9 X 12 piece of colored paper.
3. Hand out head and hands template (pg. 4). Allow students to color these and cut them out.
4. Glue head to the back of the colored paper. Glue hands to the front of the colored paper. Your dreams are ready to be displayed!



## More Learning Fun!

Pages 5-7 are puzzles that will teach and reinforce learning about Dr. Martin Luther King, Jr. ~Enjoy!~

Like Dr. Martin Luther King, Jr., I have a dream  
for my country and the people who live here.

I dream that\_\_\_\_\_

\_\_\_\_\_

\_\_\_\_\_

\_\_\_\_\_

\_\_\_\_\_

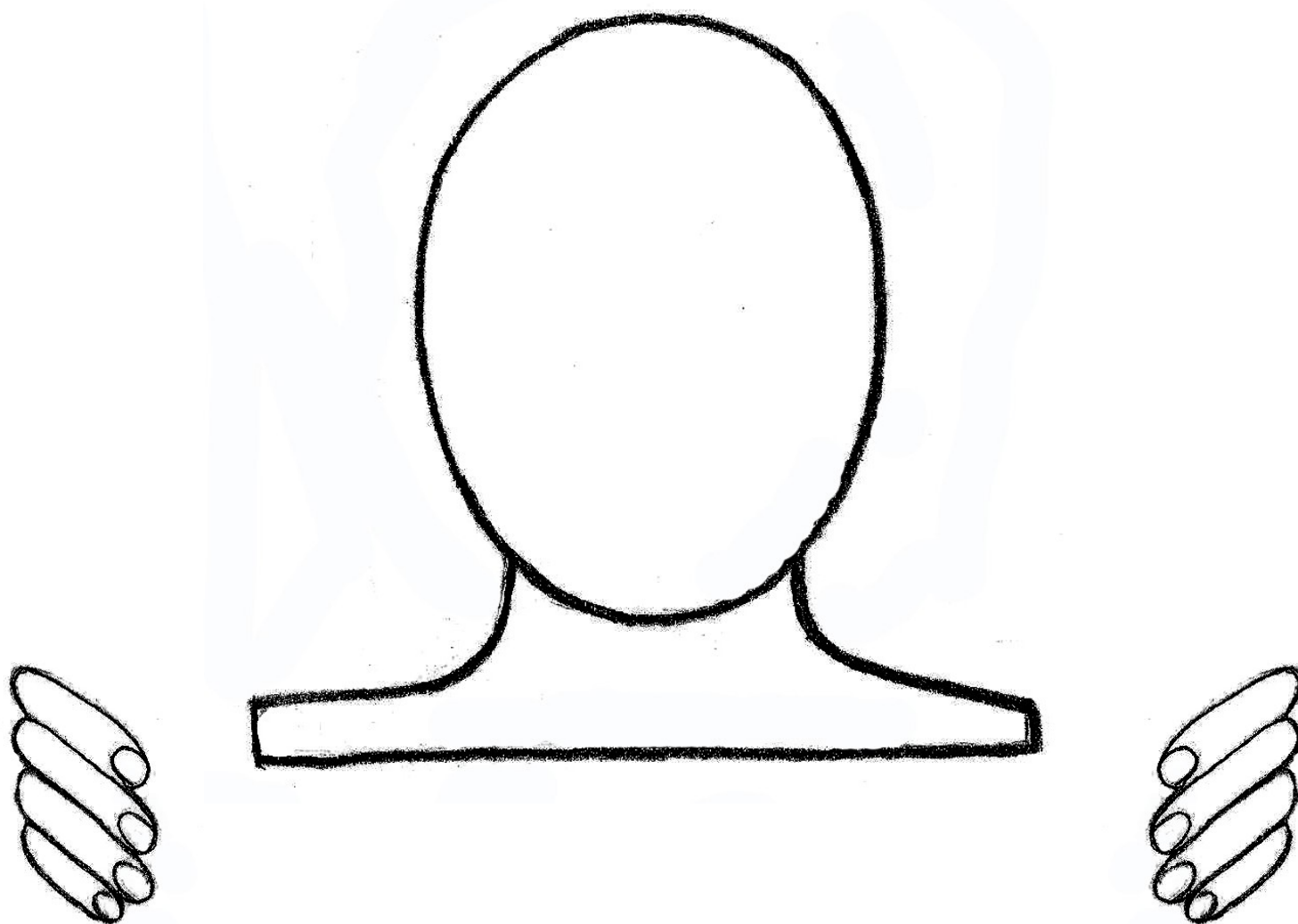
\_\_\_\_\_

\_\_\_\_\_

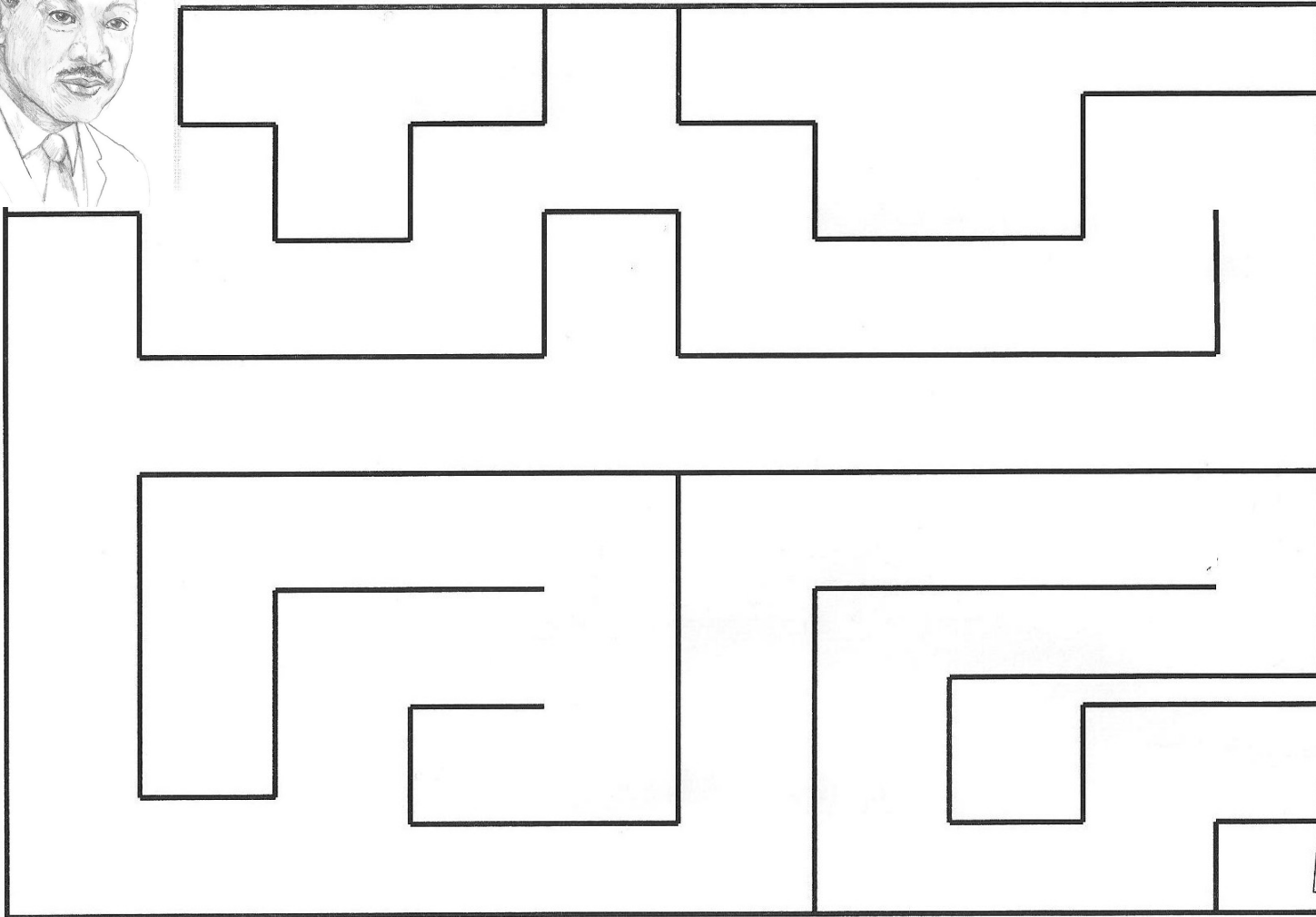
\_\_\_\_\_



Head and hands template



Dr. Martin Luther King, Jr. gave a famous speech that talked about his dream that all Americans would be treated the same. Help get Dr. King through the maze to the famous words from his speech.



I  
HAVE  
A  
DREAM!

Name \_\_\_\_\_

Dr. Martin Luther King, Jr.  
**Mystery Words**

Crack the code to find the mystery words. It's as easy as A B C.  
Write a letter on each blank that fits with the series of letters above or below that blank.

<b>F</b>	<b>F</b>	<b>O</b>	<b>D</b>	<b>Q</b>
<b>G</b>	<b>G</b>	<b>P</b>	<b>E</b>	<b>R</b>
<b>H</b>	<b>H</b>	<b>Q</b>	<b>F</b>	<b>S</b>
<b>D</b>	<b>W</b>	<b>M</b>	<b>J</b>	<b>I</b>
<b>E</b>	<b>X</b>	<b>N</b>	<b>K</b>	<b>J</b>
<b>F</b>	<b>Y</b>	<b>O</b>	<b>L</b>	<b>K</b>
				<b>T</b>
				<b>U</b>
				<b>V</b>

.....

<b>K</b>	<b>O</b>	<b>F</b>	<b>C</b>	<b>S</b>
<b>M</b>	<b>Q</b>	<b>H</b>	<b>E</b>	<b>U</b>
<b>O</b>	<b>S</b>	<b>J</b>	<b>G</b>	<b>W</b>
<b>G</b>		<b>C</b>		<b>V</b>
<b>I</b>		<b>E</b>		<b>X</b>
<b>K</b>		<b>G</b>		<b>Z</b>

Name \_\_\_\_\_

## Defining Dr. Martin Luther King, Jr.

Part 1: Use a straight edge to match the words on the left with their definitions on the right. Each line will pass through a single letter.

- |                   |          |          |  |
|-------------------|----------|----------|--|
| 1. equality *     | <b>F</b> | <b>A</b> | * Separate people of different races                                 |
| 2. character *    | <b>R</b> | <b>O</b> | * An action to show you disagree with something                      |
| 3. segregate *    | <b>M</b> | <b>E</b> | * A person's traits, like honesty, kindness, etc.                    |
| 4. racism *       | <b>I</b> | <b>G</b> | * What people are legally entitled to have                           |
| 5. protest *      | <b>P</b> | <b>D</b> | * When people are all treated the same                               |
| 6. boycott *      | <b>O</b> | <b>V</b> | * Discrimination based on one's ethnic background or skin color      |
| 7. civil rights * | <b>T</b> | <b>H</b> | * The ability to exercise one's rights                               |
| 8. freedom *      | <b>S</b> |          | * Stop doing business with a company to persuade it to make a change |




**Part 2:** Write the letter from line 1 on the space with the same number.

_____	_____	_____	_____	_____	_____	_____	_____	_____	_____	
4	8	3	6	1	3	7	2	1	3	5

Name \_\_\_\_\_



Dr. Martin Luther King, Jr. gave a famous speech that talked about his dream that all Americans would be treated the same. Help get Dr. King through the maze to the famous words from his speech.



## Mystery Words Key

CIVIL RIGHTS

EQUALITY

## Answer

### Defining Dr. Martin Luther King, Jr.

**Part 1:** Use a straight edge to match the words on the left with their definitions on the right. Each line will pass through a single letter.

- |                   |          |          |  |
|-------------------|----------|----------|--|
| 1. equality *     | <b>F</b> | <b>A</b> | Separate people of different races                                 |
| 2. character *    | <b>R</b> | <b>O</b> | An action to show you disagree with something                      |
| 3. segregate *    | <b>M</b> | <b>E</b> | A person's traits, like honesty, kindness, etc.                    |
| 4. racism *       | <b>I</b> | <b>G</b> | What people are legally entitled to have                           |
| 5. protest *      | <b>P</b> | <b>B</b> | When people are all treated the same                               |
| 6. boycott *      | <b>V</b> | <b>O</b> | Discrimination based on one's ethnic background or skin color      |
| 7. civil rights * | <b>T</b> | <b>U</b> | The ability to exercise one's rights                               |
| 8. freedom *      | <b>S</b> | <b>H</b> | Stop doing business with a company to persuade it to make a change |

**Part 2:** Write the letter from line 1 on the space with the same number.

<u>I</u>	<u>H</u>	<u>A</u>	<u>V</u>	<u>E</u>	<u>A</u>	<u>D</u>	<u>R</u>	<u>E</u>	<u>A</u>	<u>M</u>
4	8	3	6	1	3	7	2	1	3	5



Thank you for downloading our  
Dr. Martin Luther King, Jr. Literacy and Puzzle-Based Learning lesson.

We hope you are happy with this and that your students enjoy it. If so, please leave feedback on the Teachers Pay Teachers site.

If you have suggestions on how to make this lesson better, we'd love to hear from you! Please email us at [TeachersII@yahoo.com](mailto:TeachersII@yahoo.com) and send us your ideas.

**Thank you so much!**

Fonts used in this unit are TW Cent MT and Kristin ITC, and Elephant. Puzzles and artwork are original, copyrighted material.

Teachers Two are friends who have been collaborating for more than a decade to bring our best to students. Linda's enthusiasm for Jen's puzzles is second only to the kids', while Jen oohs and ahhs over Linda's artwork. Together, we hope you feel our work is helpful to you, and fun and educational for your students.

Please check out our *Earthworms and Inchworms Unit* for grades K-2, which includes literacy, math, and science activities with a healthy dose of fun.

Coming soon: Math, Literacy, and Science *Color Unit* for K-3 which will include a science experiment that allows student to refract light into the color spectrum—a rainbow!

~And~

Math, Literacy and Science *Animal Families Unit* for K-3